

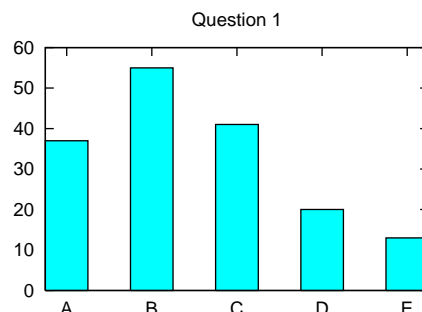
Summit Neighborhood Association

Miriam and Summit

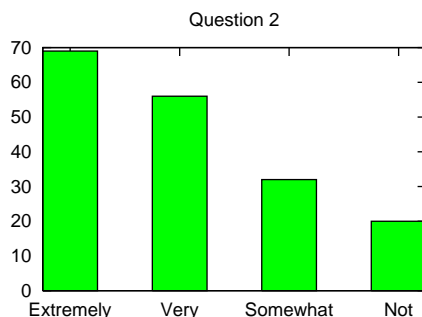
Neighborhood Survey Results

Total Number of Surveys:
 distributed: 4500 (approx)
 returned: 181
 with Street: 164 (91%)
 with Name: 105 (58%)
 with Comment: 75 (41%)

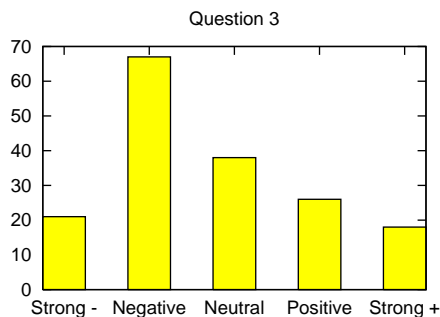
Question 1:
 A 37 (20%)
 B 55 (30%)
 C 41 (23%)
 D 20 (11%)
 E 13 (7%)
 No Answer 15 (8%)



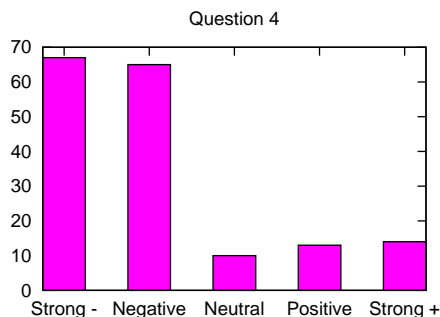
Question 2:
 Extremely Concerned 69 (38%)
 Very Concerned 56 (31%)
 Somewhat Concerned 32 (18%)
 Not Concerned 20 (11%)
 No Answer 4 (2%)



Question 3:
 Strongly Negative 21 (12%)
 Negative 67 (37%)
 Neutral 38 (21%)
 Positive 26 (14%)
 Strongly Positive 18 (10%)
 No Answer 11 (6%)



Question 4:
 Strongly Negative 67 (37%)
 Negative 65 (36%)
 Neutral 10 (6%)
 Positive 13 (7%)
 Strongly Positive 14 (8%)
 No Answer 12 (7%)



Number of surveys, by street:

17 (no street)	4 Burlington	2 Evergreen	1 Lancaster
12 Summit	4 5 th	2 Woodbine	1 Woodbury
11 6 th	3 Hope	2 Memorial	1 Dana
10 8 th	3 Greaton	2 Intervale	1 Methyl
9 4 th	3 11 th	2 Lauriston	1 Top
8 Rochambeau	3 12 th	1 Brenton	1 Edgehill
8 Hillside	3 Exeter	1 Ogden	1 Elmgrove
7 10 th	3 Catalpa	1 Glendale	1 Hartshorn
7 Highland	2 Taft	1 3 rd	1 North
7 Chase	2 Winfield	1 Ivy	
5 Colonial	2 Fosdyke	1 Savoy	
5 9 th	2 Morris	1 Larch	
5 Overhill	2 7 th	1 Lafayette	
4 Brewster	2 Lorimer	1 Creston	